



St. Elizabeth's Catholic Voluntary Academy

Be like Jesus. Be your best. Be safe. Be caring.

Reading Roundup!



Welcome to our 'Reading Round Up' newsletter of the Advent 2 term. Sent out half termly, we aim to use this newsletter to share all things reading here at St. Elizabeth's, from tips to support your child's reading progress, to our favourite recommended reads! Enjoy!

Exciting events from the Advent 2 term...

Our KS1 'Lights, Camel, Action' Nativity:

We are so proud of our EYFS and KS1 pupils for their fantastic, 'strictly-esque' retelling of the nativity. The show was a hit with pupils and parents alike, and we would like to say a huge thank you to the grown-ups at home for helping your children learn their lines. Our school plays are great opportunities in developing children's spoken language skills, as they learn to craft their intonation, tone, volume and interact with their environment.



Christmas Panto: We are so grateful that our wonderful SEA organised for a travelling pantomime company to come and perform our annual Christmas Panto this term. The children **adored** the story of Norman the gnome and his quest for friendship!



Letters to Santa: EYFS and Y1 have been looking at the book 'A Letter to Santa', using the story map to retell the story. They then used this to write their letters!



Upcoming local events

Take a look at these exciting, upcoming events in the local area. We hope they help to foster your families' enjoyment and love of reading and spoken language.

Story and Rhyme Time at Belper Library

(aimed at ages 5 and under)

Every Wednesday 11am-11.30am

Lego Club at Ilkeston Library

First Saturday of the month - 10:30-12pm

The Gruffalo's Child at Derby Theatre

Tuesday 23rd - Thursday 25th January

Snow White & The Seven Dwarfs -

Stargazers Drama Group at

Horsley Woodhouse Church Hall

Friday 22nd - Sunday 24th February



The Months


Thirty days hath September,
April, June and November,
All the rest have thirty-one,
Except Februray
Which has twenty-eight
(most of the time)
But in a leap year has 29!

Help your child learn how many days there are in our 12 months using this handy poem!



What are we reading in...

EYFS




Year 1



Year 2




Year 3




Year 4



Year 5




Year 6




Recommended reads...

Here are our recommended **poetry** books. Poetry helps children appreciate simple ideas through figurative language, providing a window into the thoughts of others. Click on the image to be taken to a fantastic live reading of each book.




EYFS

Ready for Spaghetti by Michael Rosen




KS1

Smile Out Loud by Joseph Coelho



LKS2

Revolting Rhymes by Roald Dahl



UKS2

Gamer by Joshua Seigal

Spotlight on...

RETRIEVAL

The process of obtaining or extracting information from a text

In each reading round-up, we will include some questions you could ask your child about a text, focusing upon one area of reading comprehension. **Retrieval** can occur at any point in the story and the following questions encourage the children to 'dig through' the information presented to them.

EYFS

- What is the title of the book?
- Who is the main character in the book?
- Who did...?
- What did...?
- Where did...?
- When did...?
- How did...?
- Why did... happen?
- What genre of text is this?
- Give an example of...
- Can you sequence the main events in the story?
- The story is told from whose perspective?

UKS2

Reading in EYFS and KS1

We teach our Phonics using the popular Ruth Miskin **Read, Write, Inc.** (RWI) scheme. Like all phonics schemes, it teaches children the sounds in English, the letters that represent them, and how to form the letters when writing. Through RWI, the children will quickly feel confident and successful in their phonetic ability. RWI includes reading books written using only the letters and sounds that they have learnt at each level, and a small number of separately taught **tricky words**. These are words that don't appear to fit with the phonemes that represent them, such as **he**, **said** and **the**. These words are taught as whole words, rather than as a combination of sounds.

When saying these sounds at home, it is important to use pure sounds. Watch the video attached to see these sounds in action.

EYFS will be continuing with their **Set 1** sounds this term. **Set 1** sounds are:

m a s d t i n p g o c k u b f e l h r j v y w z
x sh th ch qu ng nk ck

Year 1 will be revisiting **Set 2**, as well as learning more of their **Set 3** sounds this term. **Set 2** sounds are:

ay ee igh ow (as in blow) **oo** (as in zoo)
oo (as in look) **ar or air ir ou** (as in out) **oy**

Year 2 will be revisiting their **Set 3** sounds this term. **Set 3** sounds are:

ea (as in tea)	oi (as in soil)	a-e (as in cake)
i-e (as in smile)	o-e (as in bone)	u-e (as in home)
u-e (as in huge)	aw (as in yawn)	are (as in care)
ur (as in nurse)	er (as in letter)	ow (as in brown)
ai (as in snail)	oa (as in goat)	ew (as in chew)
ire (as in fire)	ear (as in hear)	ure (as in pure)

Visit the [Read Write Inc. Phonics: Guide for Parents](#) for free resources to help your child's learning.

<p>I Spy</p> <p>Play 'I Spy' games. Can you find words beginning with...? Can you find a picture of a...? How many ... can you see?</p>	<p>Ask Questions</p> <p>Ask questions about the story as you read it e.g. What is the story about? Why do you think they made that choice? Was it a good choice? Why did that happen? What do you think will happen next? What was your favourite part of the story? Why?</p>	
<p>Make it Fun</p> <p>Enjoy reading together. Give characters funny voices and engage with the pictures. Make a game out of finding words that rhyme or start with the same sound.</p>	<p>Be Seen</p> <p>Make sure you are seen reading. Keep books/magazines at easy reach.</p>	<p>Get Out</p> <p>Go to your public library regularly. Find the books you loved as a kid to read together.</p>
<p>Create</p> <p>Use reading to inspire drawings or new stories.</p>	<p>Go Online</p> <p>Look online & in app-stores for appropriate word & spelling games.</p>	<p>Make Space</p> <p>Have a special place or a certain time when you read together.</p>
<p>Read everything out loud.</p> <p>Books, poems, nursery rhymes, newspaper & magazine articles, food labels... anything that is close to hand!</p>		