

# St. Elizabeth's Catholic Voluntary Academy

Be like Jesus. Be your best. Be safe. Be caring.

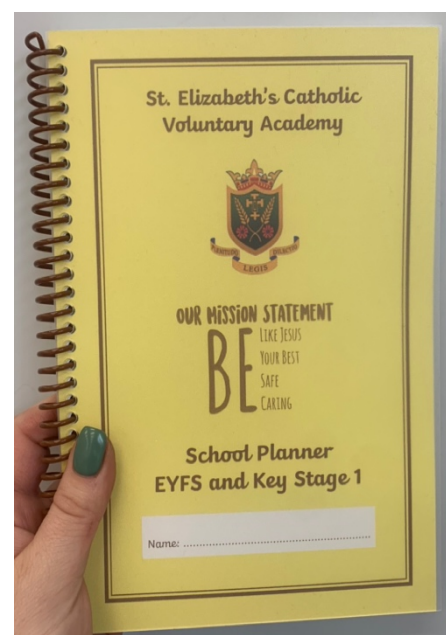
## Reading Roundup!



Welcome to our first reading round up newsletter of the year. Sent out half-termly, we aim to use this newsletter to share all things reading here at St. Elizabeth's, from tips to support your child's reading progress, to our favourite recommended reads! Enjoy!

### Exciting events from this term...

**New Reading Diaries for EYFS & KS1:** Yay! Our new EYFS and KS1 reading diaries have arrived – and how amazing do they look?! These are used primarily to track children's home reading progress, allowing for better home/school communication around each child's reading progress. They are to be bought into school each day, so please ensure they are returned to children's book bags after home reading. They are also jam packed with useful information for parents too, including Read, Write, Inc. phonics set 1-3 sounds, letter formation, key spelling words and maths facts. We hope you find them useful!



### Upcoming local events

Take a look at these exciting, upcoming events in the local area. We hope they help to foster your families' enjoyment and love of reading and spoken language.

#### Story and Rhyme Time at Belper Library

(aimed at ages 5 and under)  
Every Wednesday 11am-11.30am

#### Lego Club at Ilkeston Library

First Saturday of the month - 10:30-12pm

#### Nativity! The Musical at Derby Theatre

Thursday 9<sup>th</sup>- Sunday 12<sup>th</sup> November

#### Cinderella Pantomime at Derby Theatre

Friday 24<sup>th</sup> November- Sunday 31<sup>st</sup> December

### Poetry Corner

#### The Crocodile by Lewis Carroll

How doth the little crocodile  
Improve his shining tail,  
And pour the waters of the Nile  
On every golden scale!

How cheerfully he seems to grin,  
How neatly spreads his claws,  
And welcomes little fishes in,  
With gently smiling jaws!




# What are we reading in...


## EYFS




## Year 1



## Year 2



## Year 3




## Year 4



## Year 5




## Year 6




## Recommended reads...

Here are our recommended **non-fiction** reads. We love to foster our curiosity through non-fiction, and we love learning all the exciting new vocabulary that comes along with them! Click on the image to be taken to a fantastic live reading of each book.




## EYFS

All About Weather by Huda Harajli



## KS1

There's No Place Like Space by Tish Rabe



## LKS2

Hidden Figures by Margot L. Shetterley



## UKS2

Greta and the Giants by Zoë Tucker



## Spotlight on...

## INFERENCE

Forming an opinion or conclusion, based on the evidence you are given.

In each reading round-up, we will include some questions you could ask your child about a text, focusing upon one area of reading comprehension. **Inferences** can be made at any point in the story and are typically based around what characters do or say, reflecting how they feel.

### EYFS

- Which character would you most like to meet? Why?
- How is \_\_\_\_\_ feeling? How do you know?
- Why did \_\_\_\_\_ happen?
- Why did \_\_\_\_\_ say \_\_\_\_\_?
- How does \_\_\_\_\_ make you feel?
- What does the word \_\_\_\_\_ tell you?
- What do you think will happen next?
- What generalisations can you make about \_\_\_\_\_?
- What do you think the author intended when they said \_\_\_\_\_?

### UKS2



# Reading in EYFS and KS1

We teach our Phonics using the popular Ruth Miskin **Read, Write, Inc.** (RWI) scheme. Like all phonics schemes, it teaches children the sounds in English, the letters that represent them, and how to form the letters when writing. Through RWI, the children will quickly feel confident and successful in their phonetic ability. RWI includes reading books written using only the letters and sounds that they have learnt at each level, and a small number of separately taught **tricky words**. These are words that don't appear to fit with the phonemes that represent them, such as **he**, **said** and **the**. These words are taught as whole words, rather than as a combination of sounds.

EYFS will be focusing on **Set 1** sounds this term. **Set 1** sounds are:

**m a s d t i n p g o c k u b f e l h r j v y w z**  
**x sh th ch qu ng nk ck**

When saying these sounds at home, it is important to use **pure sounds**. Watch the video attached to see these sounds in action.

Year 1 will be focusing on revisiting **Set 2**, then moving on to **Set 3** sounds this term. **Set 2** sounds are:

**ay ee igh ow** (as in blow) **oo** (as in zoo)  
**ou** (as in look) **ar or air ir ou** (as in out) **oy**

Year 2 will be focusing on **Set 3** sounds this term. **Set 3** sounds are:

<b>ea</b> (as in tea)	<b>oi</b> (as in soil)	<b>a-e</b> (as in cake)
<b>i-e</b> (as in smile)	<b>o-e</b> (as in bone)	<b>u-e</b> (as in home)
<b>u-e</b> (as in huge)	<b>aw</b> (as in yawn)	<b>are</b> (as in care)
<b>ur</b> (as in nurse)	<b>er</b> (as in letter)	<b>ow</b> (as in brown)
<b>ai</b> (as in snail)	<b>oa</b> (as in goat)	<b>ew</b> (as in chew)
<b>ire</b> (as in fire)	<b>ear</b> (as in hear)	<b>ure</b> (as in pure)

