



## Saint Elizabeth's Knowledge Mat

Year: **EYFS**

Term: **Summer 2**

Topic: **Pirates**



### Key Knowledge: What I am going to learn? Do pirates still exist?

That pirates existed long ago and still exist today.  
Who Ann Bonny, Calico Jack and Blackbeard were.  
Where pirates liked to travel and where they liked to hide their treasure.  
To learn key facts about pirates and to know what the Pirate Code was.  
To understand what a time-line is.

### 1. Communication and Language

To listen to fiction and non-fiction texts about pirates.  
To talk about the knowledge, I have learnt.  
To use past, present and future forms accurately when talking about events.  
To ask and answer how and why questions related to pirates.

### 2. Personal Social and emotional

To discuss the behaviour of themselves and others and to discuss whether pirate's behaviour was acceptable.  
To compare how we have school rules to keep us safe and compare these to the 'pirate code' - rules pirates abided by.

### 3. Physical Development

To discuss the importance of a healthy diet and compare their own diet to that of a pirate.  
To show good control in both fine and gross motor movement, showing this through a range of activities.

### 4. Literacy

To use their phonic knowledge to read and write words.  
To spell some irregular common words.  
To write simple sentences which can be read by themselves and others.  
To demonstrate understanding when talking with others about what they have read.

### 5. Mathematics

To count reliably with numbers up to 20.  
To be able to say which number is one more or less than a given number.  
To add and subtract working out simple problems.  
To use correct language to talk about size, weight, capacity, position, distance, time and money to compare quantities and objects.  
To recognise, create and describe patterns.  
To use mathematical language to describe shapes.

### 6. Understanding of the world

To talk about the past and present lives of themselves and others.  
To know about similarities and differences between themselves and others, and among families, communities and traditions.  
To know about similarities and differences: places, objects, materials and living things.  
To talk about the features of their own immediate environment and how environments might vary.

### 7. Expressive Arts and Design

To sing songs, dance and make music, experimenting with ways of changing them.  
To represent their own thoughts, ideas and feelings through D&T, art, role-play, music and stories.  
To safely explore a variety of tools, and techniques, experimenting with colour, texture, form and function in original ways.

## Key vocabulary

The Golden age

Navy

Piracy

Booty

Pirate code

Rigging

Poop - deck

Mast

Keel

Crowsnest

Crew

Captain

Quartermaster

Helmsman







Marooning

Captain Blackbeard

Calico Jack

Anne Bonny

Mary Reed



Some books linking to our topic:

# EYFS - Pirates

## How to help at home

Use Kiddle to research other famous pirates. Do pirates still exist? What are modern day pirates like?

Make your own family 'pirate' flag. What would it look like?

Discuss with your child, do you think a pirate had a healthy diet? Why/ why not?

Research Fun pirate facts with your child. What interesting facts can you find out together to share with the class?

My start and end of unit knowledge:

Name: _____	Start of unit date: _____	End of unit date: _____
	My answers at the START of the unit:	My answers at the END of the unit:
1.		
2.		
3.		
4.		
5.		
Anything else I know about the topic:		