



## Saint Elizabeth's Knowledge Mat

<u>Year:</u> <b>EYFS</b>	<u>Term:</u> <b>Spring 1</b>	<u>Topic:</u> <b>Dinosaurs</b>
--------------------------	------------------------------	--------------------------------



### Key Knowledge: What I am going to learn. **What happened to the dinosaurs?**

That dinosaurs existed long ago, how they died and they are now extinct.  
Who Mary Anning was and what she did.  
What a Palaeontologist does.  
What a fossil is and how they are created.

### 1. Communication and Language

To listen and join in with fiction and non-fiction books about dinosaurs.  
To talk about the knowledge, I have learnt.  
To use language and information I have learnt in my play.

### 2. Personal Social and emotional

To explain my own knowledge about dinosaurs and ask questions about what I would like to find out.  
To listen to the ideas and thoughts of others.

### 3. Physical Development

To strengthen my gross motor muscles through dinosaur movement games and gymnastics.  
To strengthen my fine motor skills by drawing, cutting and other activities.

### 4. Literacy

To read and write words containing phase 2 and 3 graphemes learnt.  
To learn to spell tricky words - I, to, no, go, the, was, he, me, we, she.  
To begin to write simple captions.  
To match rhyming words and pictures.  
To write/ complete a rhyming couplet.

### 5. Mathematics

To recognise 2d shapes and their properties.  
To add groups of objects and find the total.  
To take away from a group of objects and say how many are left.  
To order 2/3 objects by weight and use the vocabulary heavy, heavier, heaviest, light, lighter, lightest. To order by length and use the vocabulary long, longer, longest, short, shorter, shortest.  
To estimate and correctly weigh/ measure.

### 6. Understanding of the world

To learn about melting, freezing and how to make a volcano explode talking about the changes and differences.  
To learn about Mary Anning, who she was and what she did.  
To know what a carnivores, herbivores and omnivores.

### 7. Expressive Arts and Design

To learn about modelling, moulding, shaping, printing and cutting, by making a clay dinosaur, creating fossils and dinosaur bones.  
To learn about colour, mixing colours, choosing colours for a purpose through painting dinosaurs  
To learn about tools and techniques to assemble and join different materials.

## Key vocabulary

Mary Anning

dinosaur

extinction

extinct

fossil

prehistoric

herbivore

carnivore

omnivore

excavate

palaeontologist

predator

prey

names of dinosaurs:

Iguanodon,

Parasaurolophus,






Ornithomimus,

Ceratosaurus,

Giganotosaurus,

Diplodocus, Brachiosaurus,

Allosaurus.



Some books linking to our topic:

# EYFS - Dinosaurs

## How to help at home

Why not continue to learn dinosaur facts at home? Search Kiddle to learn about your child's favourite dinosaurs.

What else can you find out about Mary Anning? Use Kiddle to find out more facts about her life.

Find out how to make your own excavation kit and let your child explore being a palaeontologist. What will they find?

Pick 3 dinosaurs, find out how big they were. Could you have kept them as a pet? Why, why not? Were they too big, what would they have eaten?

My start and end of unit knowledge:

Name: _____	Start of unit date: _____	End of unit date: _____
	My answers at the START of the unit:	My answers at the END of the unit:
1.		
2.		
3.		
4.		
5.		
Anything else I know about the topic:		